

KITCHEN



PLANNING GUIDE

Phone: +1 (647) 7727-941

Email: info@aastone.ca

Customer Info

First Name: _____

Last Name: _____

Email: _____

Phone: _____

About Your Space

Ceiling Height: _____

Wall Cabinet Height: _____

if applicable

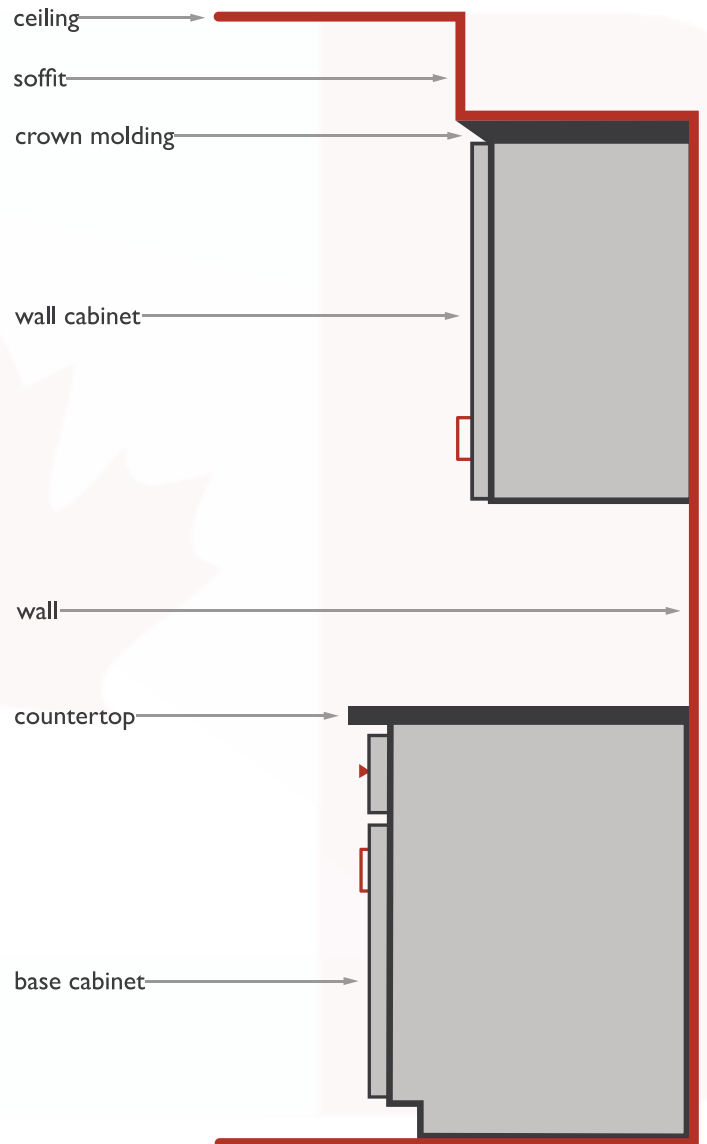
Soffit Height: _____

Soffit Depth: _____

Are there any other limitations?
(plumbing, electric, flooring, etc.)

Your New Kitchen

Primary Door Style & Finish: _____



KITCHEN



Phone: +1 (647) 7727-941

Email: info@aastone.ca

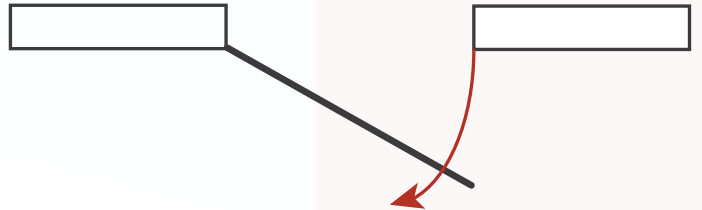
PLANNING GUIDE

Customer Info

First Name: _____

Last Name: _____


Indicate the direction of the door swing.



Measure all objects on the wall (windows, doors, electrical outlets, gas lines, ventilation duct work, A/C vents).

Drawing Your Floor Plan

Use a pencil and the graph paper attached to design your new kitchen.



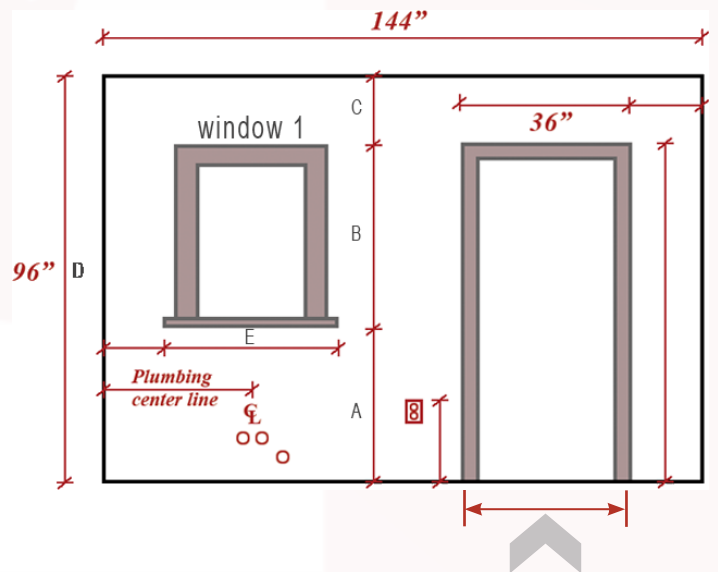
How To Measure

Tip: Pick a corner to start. Then measure the full length of the wall. Continue around the whole room.

! Be sure to measure from the outside of the trim edge to the far wall.

! Make sure that all your measurements add up to the overall wall measurement.

Mark all your measurements in inches only, so 7'6" should be marked as 90".



Measure all the window and door openings from outside trim edge to outside trim edge

Window Measurements

Name Width Height Distance From Floor

KITCHEN



PLANNING GUIDE

Phone: +1 (647) 7727-941

Email: info@aastone.ca

Customer Info

First Name: _____ Last Name: _____

Transfer all information to the design grid and include actual measurements in inches.

KITCHEN



PLANNING GUIDE

Phone: +1 (647) 7727-941

Email: info@aastone.ca

Customer Info

First Name: _____

Last Name: _____

In order to do a complete design we will need to know the exact sizes of all the appliances that are going to be used in the new kitchen design. If you have any Manufacturer Spec Sheets, please include them in your email along with your kitchen planning guide.



Appliances In Your New Kitchen

Range

Brand/Model Width Depth Height

--	--	--	--

Cook-top

Brand/Model Width Depth Height

--	--	--	--

Oven

Brand/Model Width Depth Height

--	--	--	--

Hood

Brand/Model Width Depth Height

--	--	--	--

Microwave

Brand/Model Width Depth Height

--	--	--	--

Refrigerator

Brand/Model Width Depth Height

--	--	--	--

Dishwasher

Brand/Model Width Depth Height

--	--	--	--

Other

Brand/Model Width Depth Height

--	--	--	--